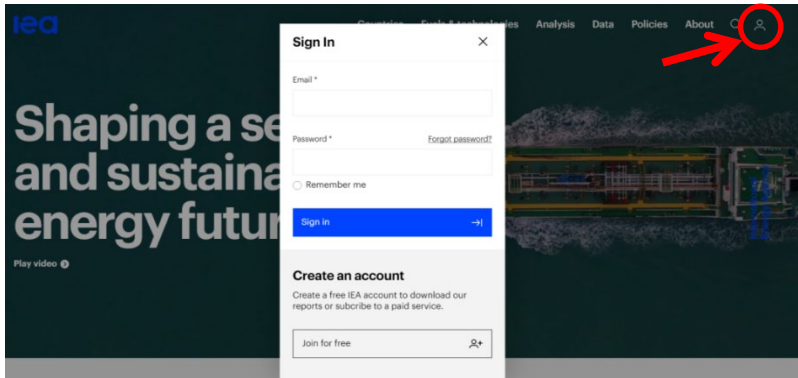


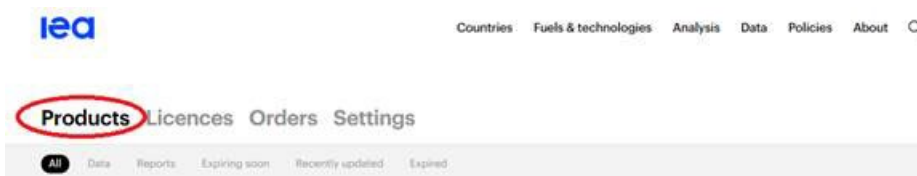
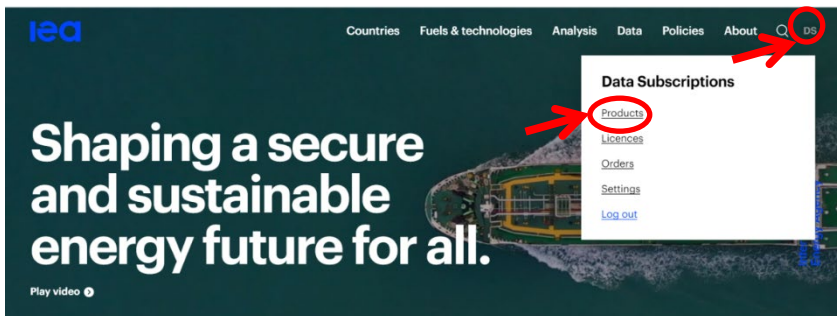
## DATA SERVICE ACCESS INSTRUCTIONS

**Important note:** our webstore and data service portal does not work on IE. We recommend you use Chrome.

In order to access, you need first log into your IEA account by clicking on the profile button:

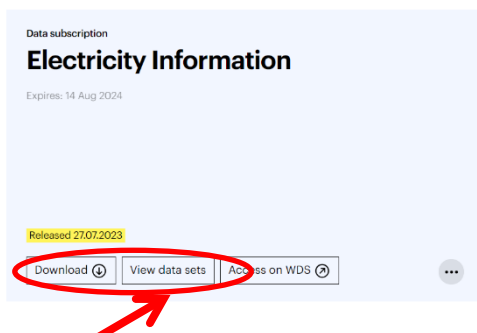


Once you have logged in you need to go to [Products](#) to access the data.



You can download the data sets directly from the website by clicking on the buttons **Download** or **View data sets**, or you can access using the WDS portal (**Access on WDS**).

See screenshot example below:

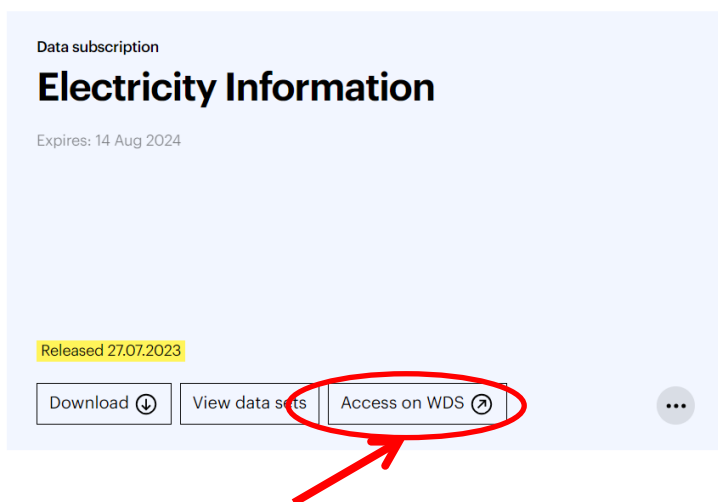


When you click on “**Download**” or “**View data sets**” you will be able to download the database in TXT, IVT or Excel (depending on the data set and availability). More information on IVT format is available further down.

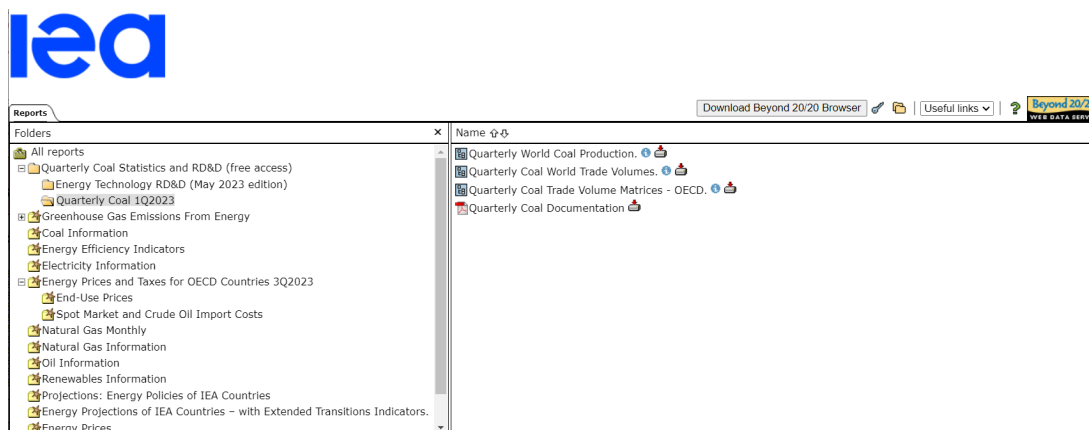
### Access over the WDS portal (Web Data Service)

Please note that the IEA Energy and Carbon Tracker is **not** available on the WDS portal but can be accessed over the website directly from “Products” in your account).

To use the WDS portal click on “**Access on WDS**” – see screenshot example below:



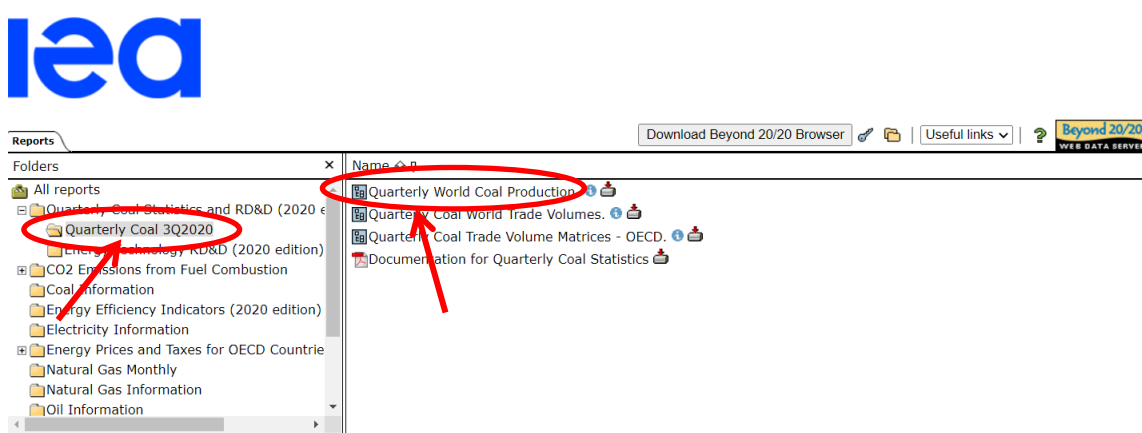
Then click on the report in the left column you are interested in and then the data sets will appear on the right. The free data sets are preceded with orange folder icons; for the paying data sets there will be a star next to those you have subscribed to. See screenshot below:



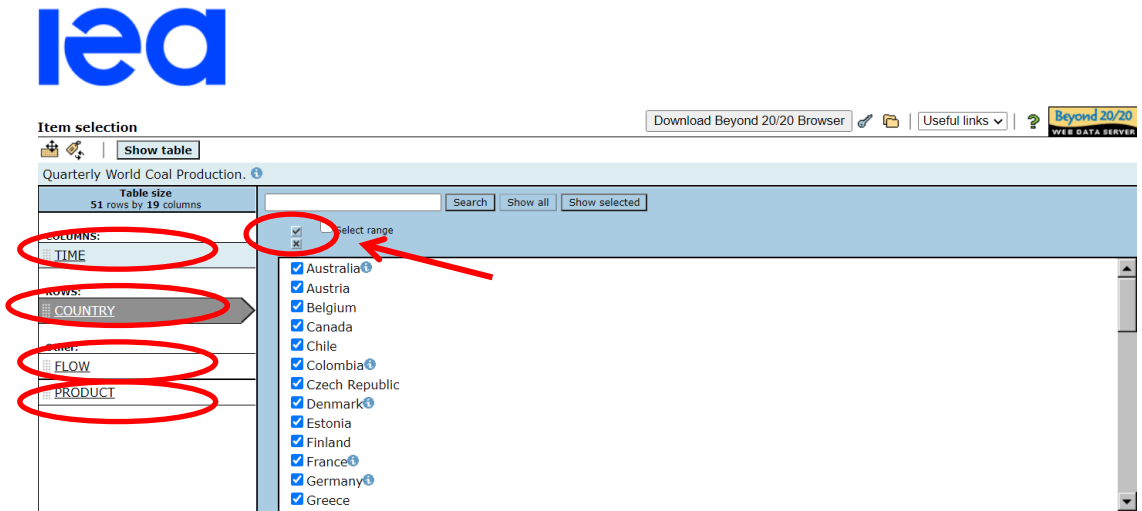
Note that there are **2 ways to access the data on the WDS portal** - you can either view online and just download the data points you are interested in or download the full data sets.

## 1) Show Table (online)

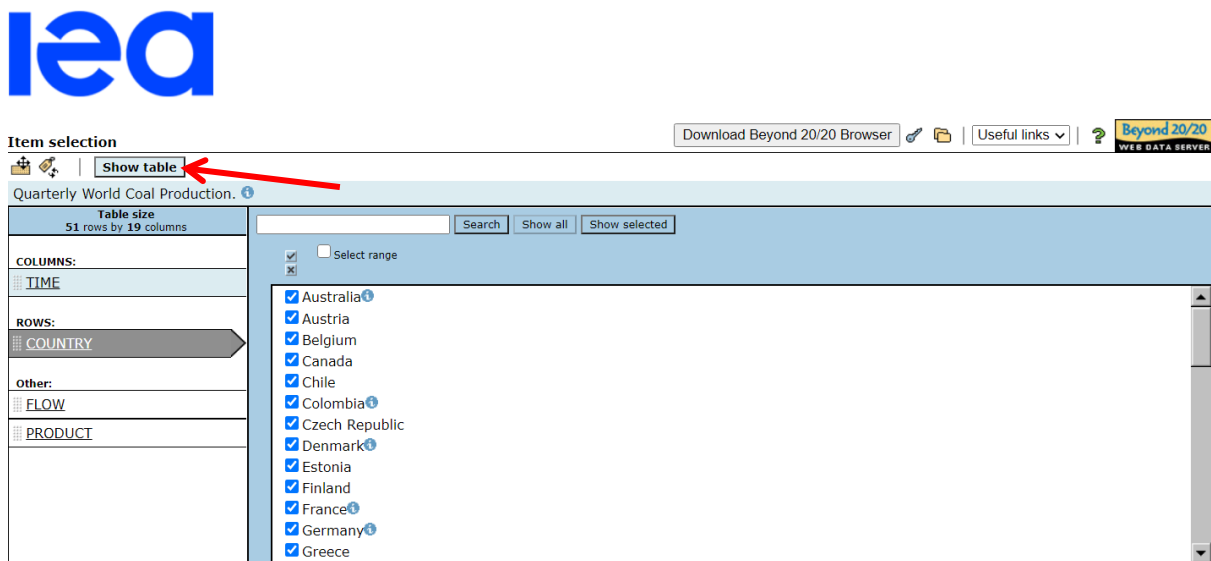
Click on the database in the left column to see the corresponding data sets on the right. Then click on the required data set (see below):



Then select each of the dimensions and the elements you need:



Once you have selected the data you need, click on **Show Table**.



When you have the table you can arrange it as you wish (see below):



Print setup

Select items to view

Download

Set dimension order

View printable version

TIME	1Q2016	2Q2016	3Q2016	4Q2016	1Q2017	2Q2017	3Q2017	4Q2017	1Q2018	2Q2018	3Q2018	4Q2018	1Q2019	2Q2019	3Q2019	4Q2019	1Q2020	2Q2020
Australia	106,912	109,812	106,912	109,812	106,912	109,812	106,912	109,812	106,912	109,812	106,912	109,812	106,912	109,812	106,912	109,812	106,912	109,812
Canada	2,294	13,157	13,226	13,056	12,669	13,271	12,504	13,664	11,930	12,791	13,206	13,492	12,318	12,475	12,393	8,932	7,952	
China	617	682	548	662	456	525	782	613	593	612	439	435	421	375	376	457	449	
Colombia	1,080	23,443	22,438	23,156	22,572	22,568	22,253	21,528	20,008	20,521	22,227	20,977	18,898	20,464	20,005	19,456	9,743	
Czechia	633	1,642	1,667	1,595	1,129	1,223	1,653	1,142	1,002	1,136	1,282	737	846	913	936	627	366	
Denmark	0	0	0	0	0	0	0	0	0	0	0	0	0	0	0	0	0	0
Estonia	0	0	0	0	0	0	0	0	0	0	0	0	0	0	0	0	0	0
Finland	0	0	0	0	0	0	0	0	0	0	0	0	0	0	0	0	0	0
France	0	0	0	0	0	0	0	0	0	0	0	0	0	0	0	0	0	0
Germany	1,368	1,220	882	608	1,208	997	970	661	960	942	511	348	0	0	0	0	0	0

Once you have the table arranged as you want, you can download into excel or other format (see below):



Download

Microsoft Excel format (\*.xls)

Comma-delimited ASCII format (\*.csv)

Semicolon-delimited ASCII format (\*.csv)

COUNTRY	4Q2016	1Q2017	2Q2017	3Q2017	4Q2017	1Q2018	2Q2018	3Q2018	4Q2018	1Q2019	2Q2019	3Q2019	4Q2019	1Q2020	2Q2020	3Q2020	4Q2020	1Q2021	2Q2021	3Q2021			
unefined	106,479	109,313	114,453	114,283	109,042	105,574	111,396	110,030	109,608	118,868	111,263	117,567	111,770	119,854	114,801	116,082	107,110	113,275	106,527	102,542	99,353	110,181	109,338
Austria	0	0	0	0	0	0	0	0	0	0	0	0	0	0	0	0	0	0	0	0	0	0	0
Belgium	37	37	37	16	16	38	29	38	35	35	35	38	45	35	34	28	41	41	44	113	24	0	0
Canada	12,899	12,830	12,897	13,251	12,858	13,469	12,690	12,606	11,006	11,800	12,183	11,988	10,945	11,085	11,013	9,997	8,901	8,915	10,794	10,294	10,397	9,577	
China	617	682	548	662	456	525	782	613	593	612	439	386	374	333	334	469	0	2	8	11	5	13	
Colombia	1,080	23,443	22,438	23,156	22,572	22,568	22,253	21,528	20,008	20,521	22,227	22,021	19,839	21,482	21,001	19,653	9,842	11,064	9,273	14,152	13,821	13,164	
Costa Rica	0	0	0	0	0	0	0	0	0	0	0	0	0	0	0	0	0	0	0	0	0	0	0
Czech Republic	2,073	1,633	1,642	1,667	1,595	1,129	1,223	1,653	1,142	1,002	1,136	1,282	764	873	940	963	628	384	268	920	888	531	355
Denmark	0	0	0	0	0	0	0	0	0	0	0	0	0	0	0	0	0	0	0	0	0	0	0
Estonia	0	0	0	0	0	0	0	0	0	0	0	0	0	0	0	0	0	0	0	0	0	0	0
Finland	0	0	0	0	0	0	0	0	0	0	0	0	0	0	0	0	0	0	0	0	0	0	0

**Note:** in this case there is a limitation of 50 000 cells per download.

OR

## 2) Download full databases (and work offline)

**Step 1: Download and install the Beyond 20/20 browser software onto your computer.**

You should download it directly from the website before trying to access the data for the first time. To download, click on the button in the upper right-hand corner of the screen that says "Download Beyond 20/20 Browser".



Folders	Name
All reports	Quarterly Coal 3Q2020
Quarterly Coal Statistics	Energy Technology RD&D (2020 edition)
Quarterly Coal 3Q2020	
Energy Technology RD	
CO2 Emissions from Fuel	
Coal Information	
Energy Efficiency Indicators	
Electricity Information	
Energy Prices and Taxes	
Natural Gas Monthly	
Natural Gas Information	
Oil Information	
Renewables Information	
Projections: Energy Policy	
World Energy Prices	
World Energy Balances	
World Energy Statistics	

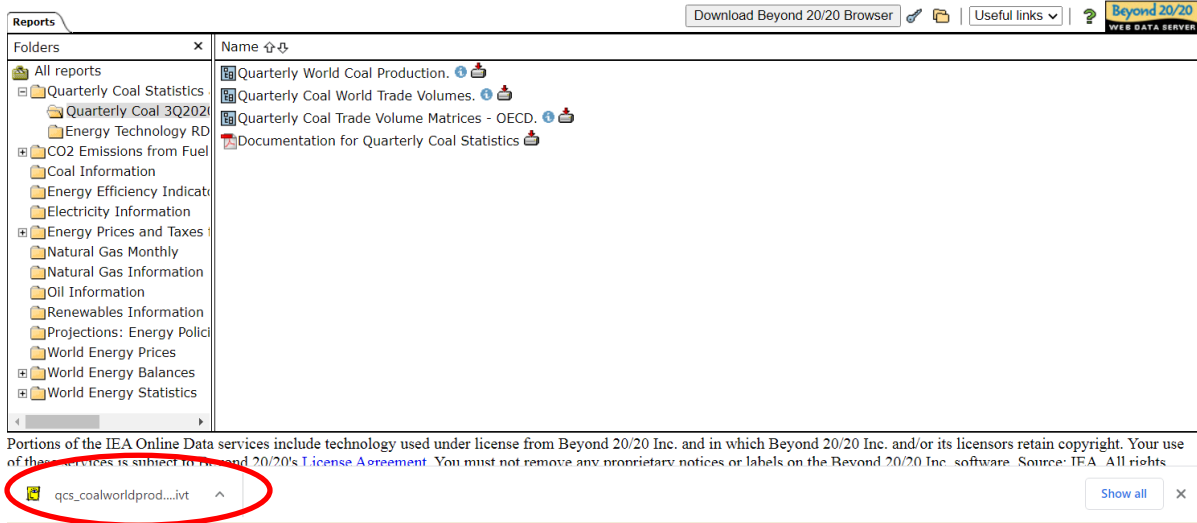
**Step 2: Download the data files in .IVT format.**

Highlight the folder in the left-hand column. There should be a gold star on the folder icon showing that you have access to that on-line data service.

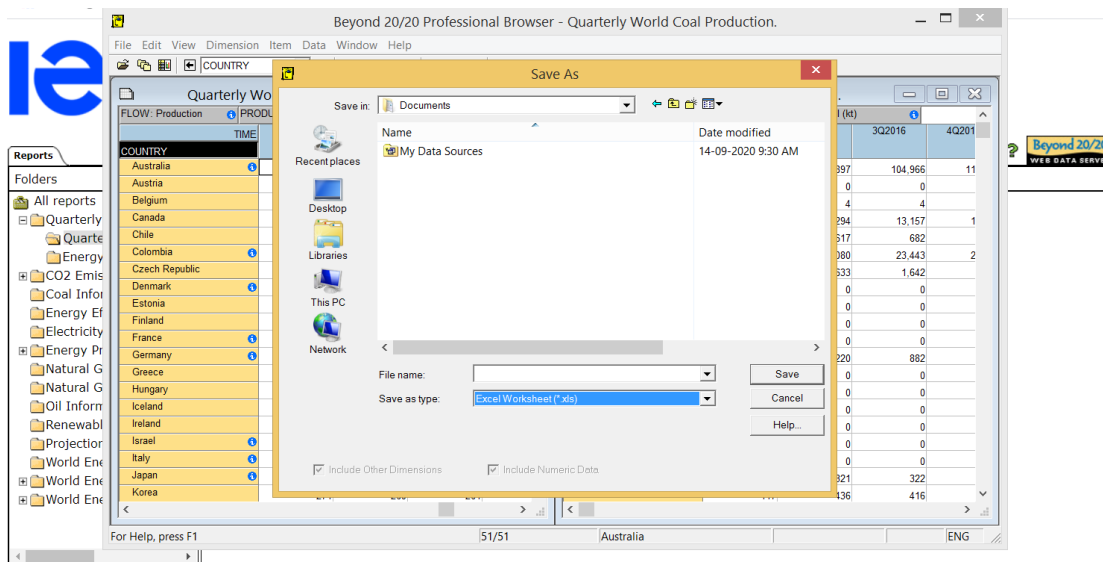
To download individual data files, click on the little box with the red arrow to the right of each data file in the right-hand column. All the files should be downloaded into the same directory for ease of use. Documentation can also be downloaded in PDF format.



Folders	Name
All reports	Quarterly World Coal Production
Quarterly Coal Statistics	Quarterly Coal World Trade Volumes
Quarterly Coal 3Q2020	Quarterly Coal Trade Volume Matrices - OECD
Energy Technology RD	Documentation for Quarterly Coal Statistics
CO2 Emissions from Fuel	
Coal Information	
Energy Efficiency Indicators	
Electricity Information	
Energy Prices and Taxes	
Natural Gas Monthly	
Natural Gas Information	
Oil Information	
Renewables Information	
Projections: Energy Policy	
World Energy Prices	
World Energy Balances	
World Energy Statistics	



Once you have downloaded the IVTs you can save as Excel, CSV, TXT etc. by clicking on File, Save As...



**Step 3: Once the software and data files are downloaded, you no longer need to use the internet. Open the data files using the software and work off-line.**

**Note:** As explained above you can also access the data over the internet by clicking on the **Show Table** icon but it is much more efficient to access the data as described above. **However if you wish to access the data over the internet please make sure that you download the full databases onto your computer before the expiry dates (Step 2).**